

LTF/LTW > WEIGHING SYSTEMS FOR LIFT TRUCKS



DINI ARGEO

Scales - Weighing systems



Advantages:

Quicker weighing operations

- The weighing systems for weighing forks, manufactured by Dini Argeo, satisfy the need of weighing the material handled with a lift truck, avoiding many loading and unloading manouevres of the goods on a classic weighing platform, saving time and space.

Versatility

- These are applied directly on the lift truck, without altering the lifting capacity, guaranteeing accuracy, sturdiness, and simplicity of use.

Convenient

- By remaining in the driver's seat, the operator can conveniently read the weight, print it, store it on a memory card, or transmit it to a remote terminal by simply pressing a key. The reading of the weight is simple and clear, and the backlit display guarantees the maximum visibility also in poor lighting conditions.

Wide range of selectable functions

- Thanks to the LTF and LTW weighing systems, the lift truck, besides weighing accurately, can also carry out various functions such as:
 - Accumulation of the executed weighs and management of the overall total.
 - Counting of pieces.
 - Dosage.
 - Transmission of the weight to PC or a computer system, through the dedicated key. Radio frequency or WiFi interfaces are available.
 - Printing of the executed weighs and storage of the weighing data on a memory card.

Accuracy and sturdiness

- Depending on the lifting and accuracy needs, the available models can have a capacity of up to 5000 kg and a division starting from 200 g; the offered accuracies go from 0,05% to 0,1 % of the capacity, with the standard 80 x 120cm europallet.

Applications:

CONFIGURABLE PRINTOUTS

- Company Name
- Numerical ID's
- Bar code
- Packing list




JOHN SMITH LTD	
5TH AVENUE	
LONDON	
WWW.JOHNSMITH.COM	
WEIGHING NR.	00000001
NET	1000 kg
WEIGHING NR.	00000002
NET	800 kg
WEIGHING NR.	00000003
NET	1250 kg
WEIGHING NR.	00000004
NET	350 kg
WEIGHS TOTAL	00000004
TOTAL NET	3400kg
TICKET NR.	100
01/01/09 10:00:00	

MEMORY CARD

- 20.000.000 Weighs
- .csv file for excel



RADIO CONNECTION TO PC

- Long distance communication
- Approved systems with alibi memory 



JOHN SMITH LTD	
5TH AVENUE	
LONDON	
WWW.JOHNSMITH.COM	
GROSS	1000 kg
TARE	30 kg
NET	970 kg
ID1	1234567890
ID1	1234567890
TICKET NR.	30
01/01/09 09:00:00	
	
029970 019980	

REMOTE LABELLER

- Company Name
- Numerical ID's
- Bar code



NUMERICAL-FUNCTIONAL KEYBOARD

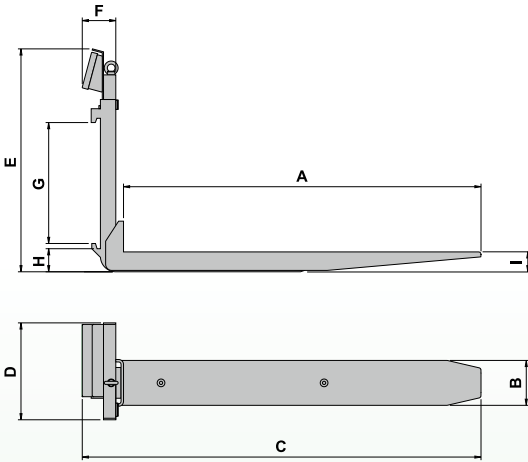
For a quick introduction of numerical ID's and preset tare.



REMOTE REPEATER WITH LARGE DIGITS

LTF: weighing forks for FEM2A, FEM2B or FEM3A plates

- Simple to install and use; maintain unaltered the capacity and safety of the lift truck.
- Backlit display, easily visible also during handling manoeuvres.
- Multifunction weight indicator, easily manoeuvrable through remote control (Basic version) or keypad (Professional version).
- Wide range of accessories and interfaces.



	A	B	C	D	E	F	G	H	I
LTF25A	1160	150	1300	315	720	110	382	76	65
LTF25B	1160	150	1300	315	800	110	382	152	65
LTF50A	1160	190	1300	365	932	110	477	76	80

Dimensions mm

Technical Features:

- Weight indicator attached to the forks, IP65 STAINLESS steel case, waterproof keypad, LCD 25mm 5-digit display. ("Basic" model). Power supply through 4 AA batteries, with fitted extractable drawer.
- Weight indicator in cab, with numerical/functional keypad, backlit display, and rechargeable battery ("Professional" model).
- Structure in oven-fire painted sturdy steel.
- Weight of each fork: 75 kg (LTF25) and 90 kg (LTF50).
- Functioning with 4 shear-beam IP67 load cells.
- Accuracy: +/- 0.1% of the capacity.
- Max. admissible overload: 300% f.s..
- Max. horizontal inclination (flexibility): +/- 2° with the same accuracy features.
- Autonomy of up to about 80 hours in the "Basic" version and 40 in the "Professional" version.
- Programmable automatic switch-off.

MAIN OFFERED MODELS:

"BASIC" version, weighing forks with attached indicator:

The "Basic" version is advisable for simple weighing applications, to be used, for example, to quickly verify the weight of the arriving or departing material, directly where it is necessary.

LTF "Basic": Available versions

Code	Plate	Max. capacity (kg)	Division (kg)
LTF25A	FEM2A	500 / 1000 / 2500	0,5 / 1 / 2
LTF25B	FEM2B	500 / 1000 / 2500	0,5 / 1 / 2
LTF50A	FEM3A	5000	5

“Professional” version: weighing forks with indicator in the operating cab

In the Professional version, the indicator attached to the forks is replaced by an equalised junction box, connected by cable to the indicator in the cab.

The operator driving the lift truck, will be able to read and manage the weight of the lifted load directly from the driver’s seat.



THE LTF “PROFESSIONAL” MODEL IS ADVISED FOR:

- Printing, through attached printer.
- Transmitting the weight (also CE-M approved) to a PC or computer system, in 868MHz radio frequency or WiFi.
- Store the executed weighs, through the memory card.
- Entry of data by the operator.
- Counting of pieces, with quick entry of the average piece weight.
- Weighs accumulation.
- Stock management.
- Weigh percentage.
- Tolerance Check.
- Good performance at a competitive price.

“RF” “Professional” Version: weighing forks with dual weight indicator and radio frequency connection

The “RF” version eliminates the connection by cable between the indicator in the cab and the weighing forks.

The system is also fitted with a dual weight indicator, both on the forks as well as in the cab.

The indicator attached to the forks can function as an independent scale if the indicator in the cab is turned off or discharged, or as a weight transmitter if the indicator in the cab is turned on.

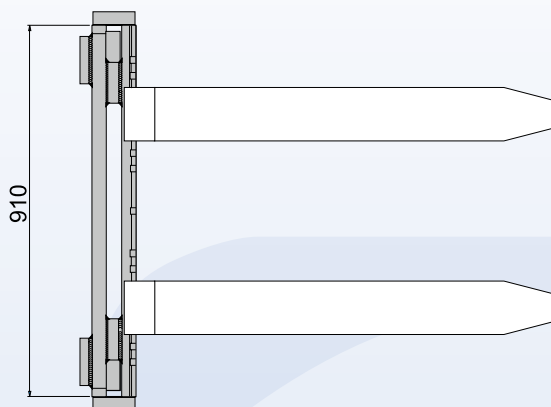
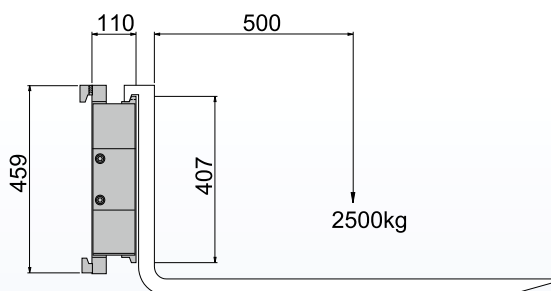


LTF “Professional”: Available versions

Code	Plate	Max. Capacity (kg)	Division (kg)
LTF25AR / LTFRF25AR	FEM2A	500 / 1000 / 2500	0,5 / 1 / 2
LTF25BR / LTFRF25BR	FEM2B	500 / 1000 / 2500	0,5 / 1 / 2
LTF50AR / LTFRF50AR	FEM3A	5000	5

LTW "Professional": weighing plates for lift trucks with fixing guide according to the FEM2 norms.

- Very elevated performance, repeatability and weighing accuracy.
- CE-M approved legal for trade weighing.
- Multifunction weight indicator in cab, easy to use directly from the driver's seat.
- Simple to install on any lift truck with a fixing guide according to FEM2 norms.
- Wide range of accessories and interfaces.
- Particularly suitable for control and logistics applications.



CE-M approvable
(OIMLR-76/EN 45501)



Technical Features:

- Weight indicator in cab, with numerical/functional keyboard, backlit display, and rechargeable battery (40 hours of battery life).
- Extra thick bearing structure and mechanical functioning accuracy with IP68 double shear beam load cell.
- Dimensions: 910x407x110 mm, Weight: 184 kg.
- Hermetic junction box complete of 5m extendable cable (or 10m cable insertable in the column) for connection to indicator in the cab.
- Accuracy: +/- 0.05% of the capacity, with standard 80x120 cm europallet.
- Max horizontal inclination (flexibility): +/- 2° with the same accuracy features.
- Max. admissible overload: beyond 300% f.s., with protection limit switch in case of broken hinges.
- Max. barycentric shifting: 55 mm.
- Programmable automatic switch-off.

The LTW system is essential in any production environment in which one needs to know, store, and transmit the weight of the lifted load, for subsequent processing or control.

THE LTW MODEL IS ADVISABLE FOR:

- Weighing with maximum accuracy.
- Creating reports of single, daily, or weekly loads.
- Emitting CE-M approved tickets.
- Production control.
- Order Picking.
- Printing of tickets or labels, directly in the cab or on a remote printer.
- Integration of the weight in the company computer management system through WiFi interface.
- Approved transmission of the weight to PC and weigh identification with alibi memory.
- Stock management and goods stocking.
- Verification of the material in input or in output.
- Counting of pieces, with quick entry of the average piece weight.
- Weighs accumulation.
- Weigh percentage.
- Tolerance Check.

Available versions

Code	Max. Capacity (kg)	Division (kg)	CE-M2 Division (kg)
LTW6	600	0,2	-
LTW15	1500	0,5	-
LTW15D	600/1500	0,2/0,5	-
LTW25	2500	0,5	-
LTW15DM	600/1500	-	1/2
LTW25DM	1500/2500	-	2/5



Dini Argeo offers:

- Great expertise and professionalism.
- Qualified and specialised technical personnel.
- Training courses.
- Customisation of the products according to the customer's specifications.
- Study and certification of systems for ATEX hazardous areas.
- Services such as periodic verification of the calibration and metric inspection, as a quality guarantee.
- Two years of warranty on the product.

The range of DINI ARGEO products for logistic weighing includes also:



Crane scales



Pallet truck scales



Vehicle weighing platforms



Pallet-weighers

On the www.diniargeo.com web site you will find:

- Complete documentation
- Configuration software
- Technical Support

 **DINI ARGEO**
Scales - Weighing systems
www.diniargeo.com



SALES AND TECHNICAL ASSISTANCE SERVICE



DINI ARGEO S.R.L. Head Office

Via della Fisica, 20
41042 Spezzano di Fiorano
Modena - ITALY
Tel. +39 0536 843418
Fax +39 0536 843521
info@diniargeo.com

DINI ARGEO SERVICE ASSISTANCE

Via dell'Elettronica, 15
41042 Spezzano di Fiorano
Modena - ITALY
Tel. +39 0536 921784
Fax +39 0536 926654
service@diniargeo.com

DINI ARGEO FRANCE SARL

Nogent-sur-Marne - FRANCE
info.fr@diniargeo.com

DINI ARGEO GMBH

Sinsheim - GERMANY
info.de@diniargeo.com

DINI ARGEO SHANGHAI LTD

Shanghai - CHINA
info.cn@diniargeo.com

DINI ARGEO WEIGHBRIDGES

Calto (RO) - ITALY
sales@diniargeo.com